

STATISTICAL HANDBOOK ON LIBRARIES IN SRI LANKA

2018



**National Library and Documentation Services Board
No 14, Independence Avenue, Colombo 07
Sri Lanka
www.natlib.lk**

STATISTICAL HANDBOOK ON LIBRARIES IN SRI LANKA 2018



**Research Division
National Library and Documentation Services Board
No 14, Independence Avenue, Colombo 07
Sri Lanka
www.natlib.lk**

PREFACE

Maintenance and publishing of statistics relevant to library activities in Sri Lanka is a responsibility of the National Library and Documentation Services Board as the main national body of the library and information science field in Sri Lanka. Making available statistics is very important for research, decision making, policy making etc. in any field. Most government and non-government organizations compile statistical handbooks on their respective subject areas and this statistical handbook is the 1st and salience one in the library and information science field in Sri Lanka.

This handbook includes statistics on wide range of libraries in district and provincial level related to the Sri Lanka. I hope that this handbook will be useful for library professionals, students as well as general readers to gain new knowledge on library statistics.

Contributions of all the staff of the Research Division in National Library and Documentation Services Board in releasing the Statistical Handbook 2018 are deeply appreciated.

Deepal Chandraratne
Attorney-at-law
Chairman
National Library and Documentation Services Board

INTRODUCTION

Sri Lanka Library Statistical Handbook 2018, comprise the findings of the Library and Information Science field. The data collection reports the status of library and information science occurred during the period of 1st of January 2017 to 31st December 2017. This Handbook mainly focuses on the librarians, policy authorities and researchers who are interested in having a broad picture of the status of library and information science field in the country during the year 2017.

The data presented in the handbook also gives a qualitative analysis of different aspects of the library and information sector of the country representing, statistics on services of the National Library and Documentation Services Board and statistics on other institutional libraries also.

Statistical Handbook on Libraries in Sri Lanka 2018 has been prepared by the Library Research Division of the National Library and Documentation Services Board, Sri Lanka and I thank to the library research division for compiling this handbook.

W.Sunil
Director General
National Library and Documentation Services Board

TECHNICAL NOTES

This handbook includes statistical information on different types of libraries in district and provincial level. The data representing, statistics on services of the National Library and Documentation Services Board and statistics on other institutional libraries also.

AREA COVERED: All statistics are related to Sri Lanka.

YEARS COVERED: Except where it is stated to the contrary all statistics are for the calendar years ended 31st December.

ROUNDING OFF FIGURES: Where necessary each figure has been rounded off to the nearest final digit. For this reason there may be in some tables an apparent discrepancy between the sum of the constituent items and the total.

CALCULATION OF GROWTH RATE:

The average growth rate for the ending in year t is calculated as ,

$$PR = \left[\frac{(V_{present} - V_{past})}{V_{past}} \right] \times 100$$

PR = Percent Rate

$V_{present}$ = Present or Future Value

V_{past} = Past or Present Value

The annual percentage growth rate is simply the percent growth divided by N, the number of years.

HIGHLIGHTS – 2017

- Usage of National Library Collections by readers has been increasing gradually 2013 to 2017.
- When considered about the usage of National Library collections, majority of users were used the National Library Sri Lanka Collection (7741) in 2017. The lowest usage was Martin Wickramasinghe Collection (108).
- When considered the providing National Library Membership in 2013 & 2017, it was decreasing gradually & Daily membership decreasing rate was -6.54%.
- Considered the free membership providing to mark the National Reading Month, it shows that decreasing rate was -25.5% in during the period of 2013 & 2017. But three month membership was increased.
- Annual growth rate of issuing ISBN numbers was gradually increasing in year of 2013 to 2017.
- According to the school libraries in Sri Lanka, there is a huge gap between permanent libraries, temporary libraries as well as reading rooms.

Abbreviations



CED	Colleges of Education
CIP	Cataloguing in Publication Data
CTEC	Colleges of Technology
GDP	Gross Domestic Product
ISBN	International Standard Book Number
ISSN	International Standard Serial Number
ISMN	International Standard Music Number
n.a	Not Available
NLDSB	National Library and Documentation Services Board
NCOE	National Colleges of Education
PRV	Pirivenas
SCH	School
TEC	Technical Colleges
TTC	Teacher Training Colleges
UNL	University Library

CONTENTS

Foreword	i
Preface	ii
Technical Notes	iii
Highlights	iv
Abbreviations	v

1. KEY SOCIO – ECONOMIC INDICATORS IN SRI LANKA, 2017

(02-05)

- 1.1 : Map of Sri Lanka by District
- 1.2 : Demographic and Socio Economic Indicators of Sri Lanka, 2017
 - 1.2.1 Physical Features
 - 1.2.2 Population and Vital Statistics
 - 1.2.3 Salient Features of General Education

2. INFORMATION ON SERVICES OF THE NATIONAL LIBRARY AND DOCUMENTATION SERVICES BOARD (07-17)

- 2.1: National Library Membership During 2017
- 2.2: Usage of National Library Collections by Readers
- 2.3: Acquisition of Library Materials for the National Library, 2017
- 2.4: Number of Libraries Graded in 2017
- 2.5: Issue of Scan Service of National Library Readers, 2017
- 2.6: Issue of ISBN, ISSN & ISMN Numbers, 2017

- 2.7: Publication Assistance Projects in year of 2017
- 2.8: Project for the Purchasing of New Publications in 2017
- 2.9: Training Courses for Librarians, 2017
- 2.10: Donation of Books to Libraries in 2017
- 2.11: Production of Library Stationeries, 2017

3. INFORMATION OF LIBRARIES IN SRI LANKA

(19-35)

- 3.1 Total Number of Libraries in Sri Lanka by Province, 2017
- 3.2 Number of Libraries in Sri Lanka by District, 2017
- 3.3 Number of School Libraries by type, 2017
- 3.4 Comparison of type of School Libraries in Sri Lanka, 2017

Definitions

36-40



KEY SOCIAL INDICATORS IN SRI LANKA 2017

1.1 Map of Sri Lanka by Districts

1	Ampara	14	Kurunegala
2	Anuradhapura	15	Mannar
3	Badulla	16	Matale
4	Batticaloa	17	Matara
5	Colombo	18	Monaragala
6	Galle	19	Mullaitivu
7	Gampaha	20	NuwaraEliya
8	Hambantota	21	Polonnaruwa
9	Jaffna	22	Puttalam
10	Kalutara	23	Ratnapura
11	Kandy	24	Trincomalee
12	Kegalle	25	Vavuniya
13	Kilinochchi		



1.2 Demographic and Socio Economic Indicators of Sri Lanka, 2017

1.2.1 PHYSICAL FEATURES

Location Distance

Between 5° 55' & 9° 50' North Latitude

433 km (269 miles) North to South

Between 79° 31' & 81° 53' East Longitude

226 km (140 miles) West to East

Area

Total area : 65,610 sq.km.

Land area : 62,705 sq.km.

Inland waters : 2,905 sq.km.

1.2.2 POPULATION AND VITAL STATISTICS

Population Statistics

Population density (2017) : 342 persons per sq.km

Age distribution ('000) (2017)

Mid-year population ('000) (2017): 21,444C0

14 years: 5,411

15 - 64 years: 14,349

65 years and over: 1,684

Crude birth rate (2017) : 15.2 per 1,000 persons

Crude death rate (2017) : 6.5 per 1,000 persons

Expectations of Life at Birth (2017)

Total Population: 76 years

Male: 73.5years

Female: 78.61years

Literacy Rate (2016)

Average: 93.1%
Male: 94.1%
Female: 92.2%

Computer Literacy (2017)

Sri Lanka: 28.6%
Male: 31.1%
Female: 26.4%

Employment (2017)

Employed persons ('000): 8,208
Agriculture: 26.1%
Industry: 28.4%
Services: 45.5%
Public sector employees ('000): 1,394
State sector: 53.3%
Provincial public sector: 29.1%
Semi government sector: 17.5%

1.2.3 SALIENT FEATURES OF GENERAL EDUCATION

	2016	2017
Schools (No)	11,021	11,053
Government Schools	10,162	10,194
<i>Primary</i>	3,778	3,881
<i>Secondary</i>	6,384	6,313
<i>National Schools</i>	353	353
Other Schools	859	859
<i>Pirivenas</i>	754	753
<i>Private & Special Schools</i>	105	106
Student/teacher ratio (No.)	18	17.3
Primary Net Enrolment Ratio (Grade 1-5)	95.10	93.90
Secondary Net Enrolment Ratio (Grade 6-11)	95.91	95.80
Age Specific Enrolment Ratio (Grade 1-9)	97.35	96.28
Teacher Training Colleges (No.)	08	08
National Colleges of Education	19	19
*Expenditure on Education		
Total Government Expenditure	238.3 (Rs. Bn)	257.4 (Rs. Bn)
(a) <i>Current</i>	179.3	187.6
(b) <i>Capital</i>	59.0	69.8

1

¹ Sources : Central Bank Report,2017 / Statistical Abstract,2018



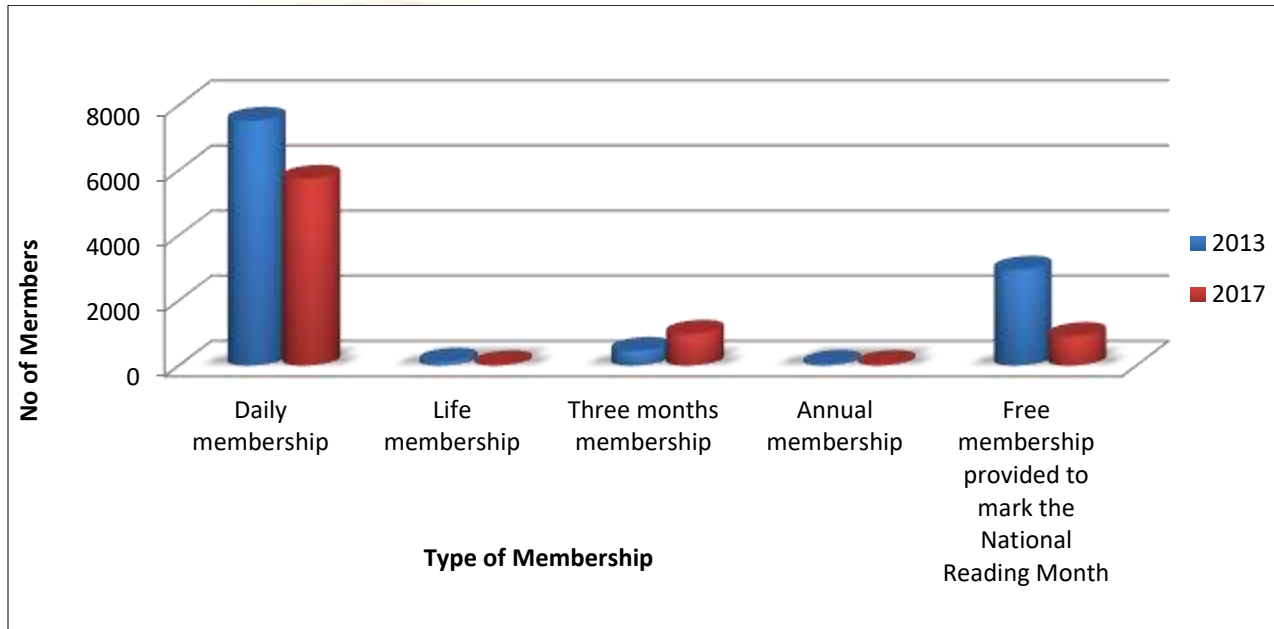
**INFORMATION ON SERVICES OF THE
NATIONAL LIBRARY AND
DOCUMENTATION SERVICES BOARD**

2.1 National Library Membership During 2017

Type of Membership	No of Members
Daily membership	5,735
Life membership	32
Three months membership	975
Annual membership	43
Free membership provided to mark the National Reading Month	904
Free membership For Senior citizens	229

Source : National Library Data,2017

Figure 1: Comparison of Providing National Library Membership in 2013 & 2017



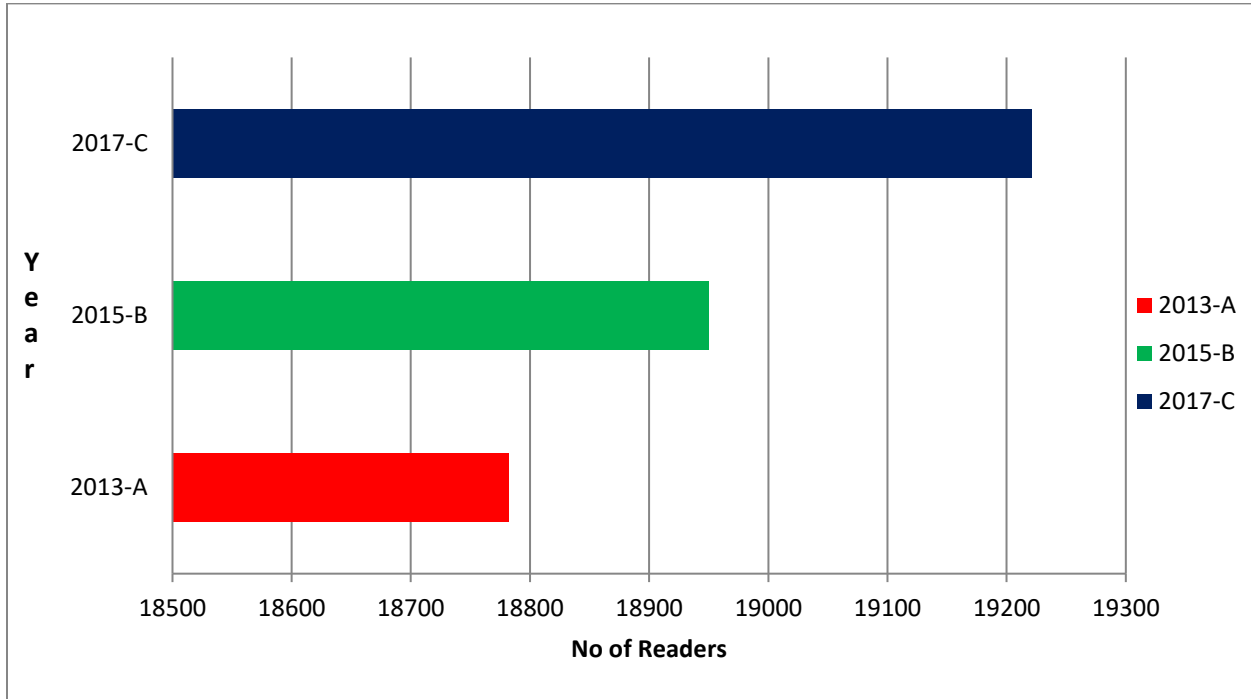
Source : National Library Data, 2013, 2010

2.2 Usage of National Library Collections by Readers

Collection	No of Readers
Legal Deposit Collection	633
Sri Lanka Collection	6,216
Government Publications Collection	1,517
Foreign Publications Collection	206
Science and Technology Collection	93
Theses Collection	481
Reference Collection	233
Library and Information Science Collection	4,500
Martin Wickramasinghe Collection	5,147
Newspaper Collection	n.a
Information Repackaging Collection	195
Total	19,221

Source: National Library Data, 2013, 2010

Figure 2: Trends in Usage of National Library Collections by Readers 2013, 2015 & 2017



Source: National Library Data, 2013, 2015, 2010

2.3 Acquisition of Library Materials for the National Library, 2017

Type of Library Materials	Number of Acquired
Books	14,079
Periodicals	383
Postgraduate Thesis	10
Rare Books	08
Government Publications	2,446
Digital Collection	100
Scholarly Collections	2,051
Palm leaf books Collection	82
Special Collection	01

Source: National Library Data, 2017

2.4 Number of Libraries Graded in 2017

Type of Library	Grade III	Grade II	Grade I	Supra Grade
Public Libraries	12	12	n.a	n.a
School Libraries	n.a	n.a	n.a	01
Department Libraries	n.a	n.a	n.a	n.a
Total	12	12	00	01

Source : National Library Data, 2017

2.5 Scan Service for National Library Readers

Total Number of Scan Copies Issued	54,640
---	---------------

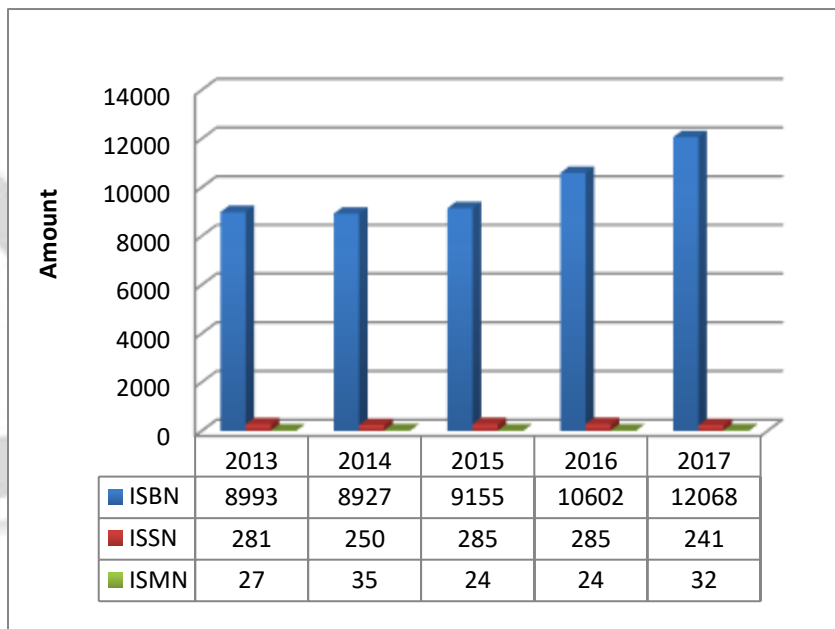


2.6 Issued Amount of ISBN, ISSN & ISMN In 2017

Project	Amount
International Standards Book Numbers (ISBN)	12,068
International Standards Serial Numbers (ISSN)	241
International Standards Music Numbers (ISMN)	32
Cataloguing in Publication Data (CIP)	350

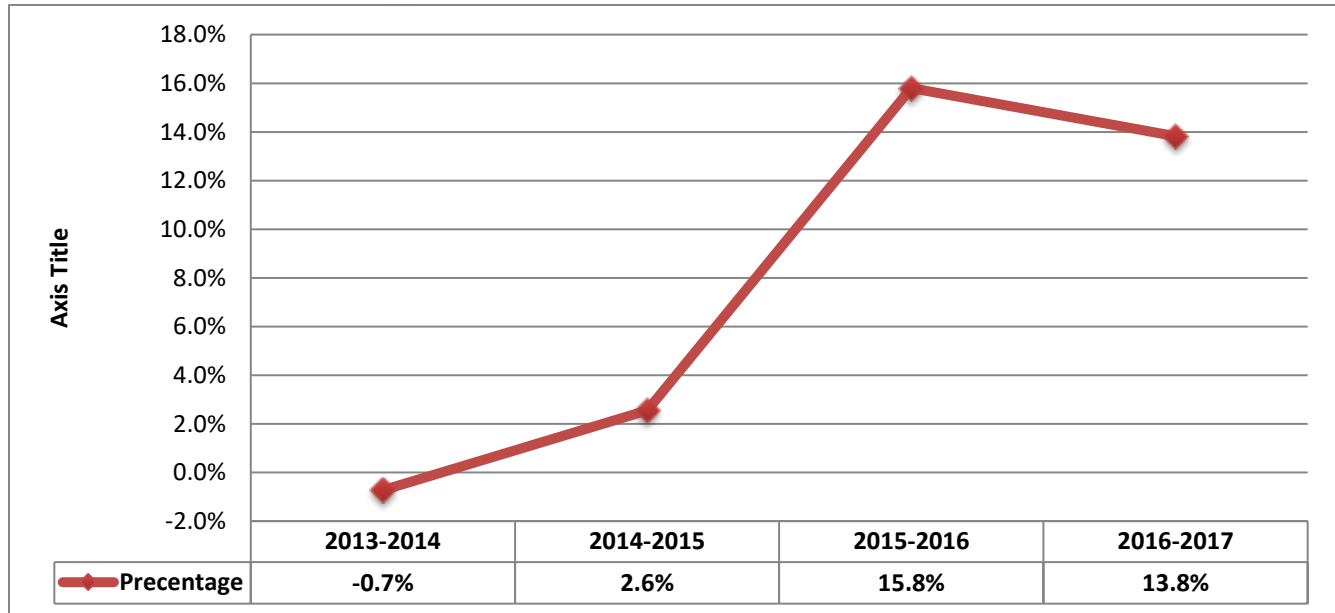
Source: National Library Data, 2013-2017

Figure 3: Trends in Issuing of ISBN, ISSN & ISMN
2013-2017



Source: National Library Data, 2017

Figure 4: Annual Growth Rate of Issuing ISBN Numbers, 2013-2017



Source : National Library Data, 2017

2.7 Publications Assistance Projects

Project	No of Books sponsored by NLDSB	Expenditure (Rs.)
Publications assistance project	49	3,217,353.00
Project for the childhood youth manuscripts	33	1,557,704.00

Source : National Library Data, 2017

2.8 Projects for the Purchasing of New Publications

Project	Number of titles purchased	Expenditure (Rs.)
Project for the purchasing of new publications	411	2,234,613

Source : National Library Data, 2017

2.9 Training Courses for Librarians, 2017

Type of Librarians	Number of Courses	Number of Participants
Training Courses for Public Librarians	06	533
Training Courses for School Librarians	14	731
Training Courses on Information Communication Technology	n.a	207
Training Courses on Conservation of Library Materials	03	79
Total	23	1,550

Source: National Library Data, 2017

2.10 Production of Library Stationeries

Type of Library Stationary	Amount Produced
Catalogue Cards	125,000
Accession Registers	128
Newspaper Boxes	15
Closed Pamphlet Boxes	212
Open Pamphlet Boxes	239
Date Labels	110,000

Source: National Library Data, 2017

2.10 Donation of Books to Libraries

Type of Library	Number of Libraries	Number of Books Donated	Expenditure (Rs.)
Public Libraries	10	352	95,083.00
School Libraries	179	8,799	241,250.50
Pirivena Libraries	13	1,685	252,638.00
Forces Libraries	27	1,180	312,148.50
Ministry Libraries	21	1,616	457,249.00
Other Libraries	19	980	245,720.00
Total	269	14,612	1,604,089.00

Source: National Library Data, 2017



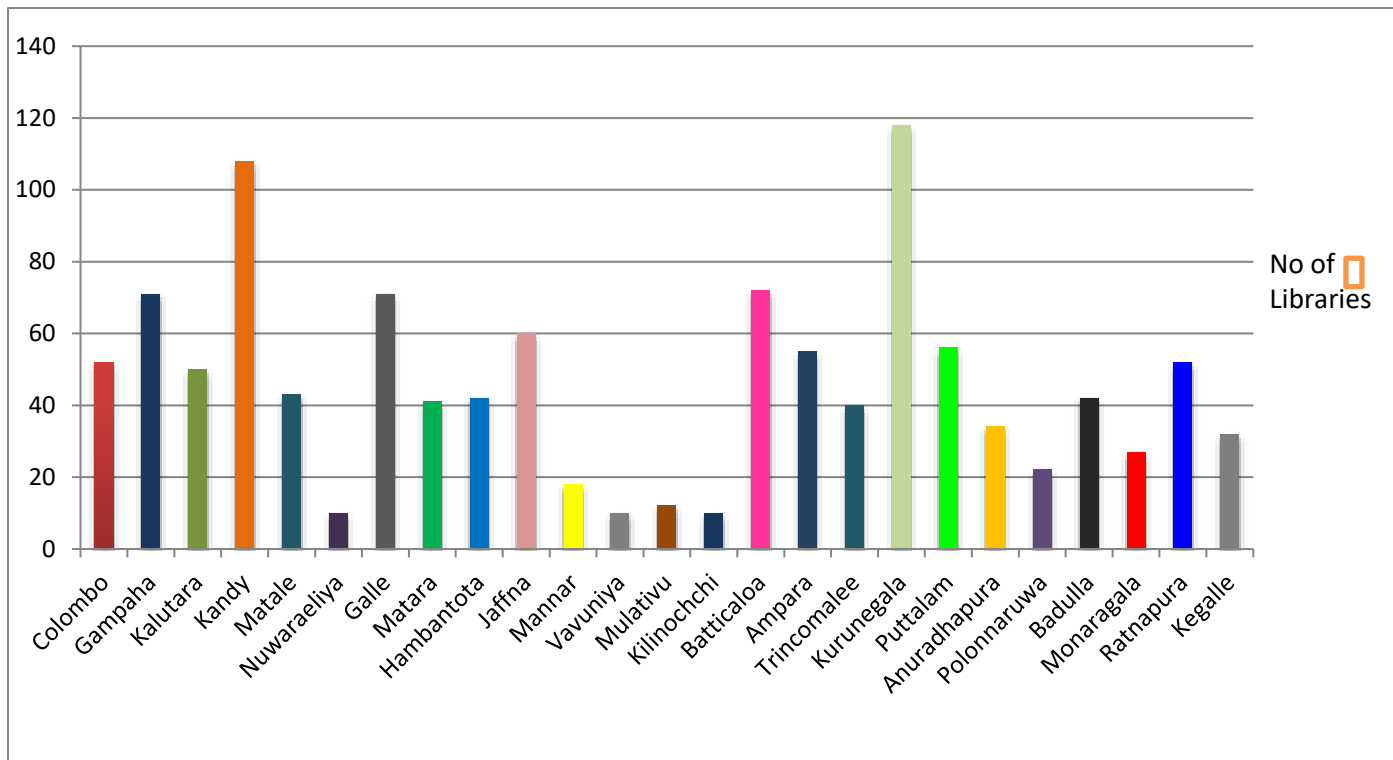
INFORMATION OF LIBRARIES IN SRI LANKA

3.1 Total Number of Libraries in Sri Lanka, 2017

Province	University Libraries	School Libraries		Public Libraries	Pirivenas Libraries	Collage of Education Libraries	Teacher Training College Libraries	Technical College Libraries	Colleges of Technology	Total
		Formal	Temporary							
Western Province	21	761	372	170	149	06	-	04	01	1484
Central Province	08	418	489	192	108	03	03	04	01	1226
Southern Province	05	590	313	154	161	02	02	04	01	1232
Northern Province	08	240	168	110	02	02	01	02	01	534
Eastern Province	05	312	262	167	23	02	02	05	01	779
North Western Province	02	491	333	174	97	01	-	03	01	1102
North Central Province	05	301	260	56	57	01	-	01	01	682
Uva Province	01	327	215	69	64	01	-	04	01	682
Sabaragamuwa Province	03	419	326	84	90	01	-	03	01	927
Total	58	3,859	2,738	1,176	751	19	08	30	09	8,648

Source: School Census Report / Statistical Abstract / Central Bank Report - 2017

Figure 5: Public Libraries in Sri Lanka by District, 2017



Source: Public Library Survey 2012, 2014, 2015, 2016, 2017 (NLDSB)

3.2 Number of Libraries in Sri Lanka by District

Colombo District	
Type of Libraries	No of Libraries
School Libraries	397
Formal Libraries	288
Temporary Libraries	109
Public Libraries	52
Pirivenas Libraries	46
University Libraries	18
Teacher Training College Libraries	n.a
National Colleges of Education Libraries	01
Colleges of Technology Libraries	01
Technical College Libraries	02
Total	517

Gampaha District	
Type of Libraries	No of Libraries
School Libraries	433
Formal Libraries	287
Temporary Libraries	146
Public Libraries	68
Pirivenas Libraries	57
University Libraries	03
Teacher Training College Libraries	n.a
National Colleges of Education Libraries	03
Colleges of Technology Libraries	n.a
Technical College Libraries	01
Total	565

Source: School Census Report 2017 /<http://www.statistics.gov.lk/page.asp?page=Education/http://slula.org/member-universitylibraries/http://www.dtet.gov.lk/web/index.php?option>

Kalutara District

Type of Library	No of Libraries
School Libraries	303
Formal Libraries	186
Temporary Libraries	117
Public Libraries	50
Pirivenas Libraries	46
University Libraries	n.a
Teacher Training College Libraries	n.a
National Colleges of Education Libraries	02
Colleges of Technology Libraries	n.a
Technical College Libraries	01
Total	402

Kandy District

Type of Library	No of Libraries
School Libraries	467
Formal Libraries	217
Temporary Libraries	250
Public Libraries	108
Pirivenas Libraries	78
University Libraries	08
Teacher Training College Libraries	02
National Colleges of Education Libraries	02
Colleges of Technology Libraries	01
Technical College Libraries	01
Total	667

Source: School Census Report 2017 /<http://www.statistics.gov.lk/Education>/<http://slula.org/member-universitylibraries>/<http://www.dtet.gov.lk/web/index>

Matale District	
Type of Library	No of Libraries
School Libraries	192
Formal Libraries	96
Temporary Libraries	96
Public Libraries	43
Pirivenas Libraries	20
University Libraries	n.a
Teacher Training College Libraries	n.a
National Colleges of Education Libraries	n.a
Colleges of Technology Libraries	n.a
Technical College Libraries	02
Total	257

Nuwara Eliya District	
Type of Library	No of Libraries
School Libraries	248
Formal Libraries	105
Temporary Libraries	143
Public Libraries	41
Pirivenas Libraries	10
University Libraries	n.a
Teacher Training College Libraries	01
National Colleges of Education Libraries	01
Colleges of Technology Libraries	n.a
Technical College Libraries	01
Total	302

Source: School Census Report 2017 /<http://www.statistics.gov.lk/page.asp?page=Education>/<http://slula.org/member-universitylibraries>/<http://www.dtet.gov.lk/web/index.php?option>

Galle District

Type of Library	No of Libraries
School Libraries	307
Formal Libraries	199
Temporary Libraries	108
Public Libraries	71
Pirivenas Libraries	65
University Libraries	03
Teacher Training College Libraries	02
National Colleges of Education Libraries	01
Colleges of Technology Libraries	01
Technical College Libraries	01
Total	386

Matara District

Type of Library	No of Libraries
School Libraries	301
Formal Libraries	187
Temporary Libraries	114
Public Libraries	41
Pirivenas Libraries	65
University Libraries	02
Teacher Training College Libraries	n.a
National Colleges of Education Libraries	01
Colleges of Technology Libraries	n.a
Technical College Libraries	01
Total	346

Source: School Census Report 2017 /<http://www.statistics.gov.lk/page.asp?page=Education>/<http://slula.org/member-universitylibraries>/<http://www.dtet.gov.lk/web/index.php?option>

Hambantota District

Type of Library	No of Libraries
School Libraries	295
Formal Libraries	204
Temporary Libraries	91
Public Libraries	42
Pirivenas Libraries	31
University Libraries	n.a
Teacher Training College Libraries	n.a
National Colleges of Education Libraries	n.a
Colleges of Technology Libraries	n.a
Technical College Libraries	02
Total	370

Jaffna District

Type of Library	No of Libraries
School Libraries	204
Formal Libraries	112
Temporary Libraries	92
Public Libraries	60
Pirivenas Libraries	n.a
University Libraries	07
Teacher Training College Libraries	01
National Colleges of Education Libraries	01
Colleges of Technology Libraries	01
Technical College Libraries	n.a
Total	274

Source: School Census Report 2017 /<http://www.statistics.gov.lk/page.asp?page=Education> <http://slula.org/member> university libraries
/ <http://www.dtet.gov.lk/web/index.php?option>

Mannar District

Type of Library	No of Libraries
School Libraries	44
Formal Libraries	25
Temporary Libraries	19
Public Libraries	18
Pirivenas Libraries	n.a
University Libraries	n.a
Teacher Training College Libraries	n.a
National Colleges of Education Libraries	n.a
Colleges of Technology Libraries	n.a
Technical College Libraries	01
Total	63

Vavuniya District

Type of Library	No of Libraries
School Libraries	54
Formal Libraries	31
Temporary Libraries	23
Public Libraries	10
Pirivenas Libraries	01
University Libraries	01
Teacher Training College Libraries	n.a
National Colleges of Education Libraries	01
Colleges of Technology Libraries	n.a
Technical College Libraries	01
Total	68

Source: School Census Report 2017 /<http://www.statistics.gov.lk/page.asp?page=Education>/<http://slula.org/member-universitylibraries>/<http://www.dtet.gov.lk/web/index.php?option>

Mulathivu District	
Type of Library	No of Libraries
School Libraries	62
Formal Libraries	47
Temporary Libraries	15
Public Libraries	12
Pirivena Libraries	01
University Libraries	n.a
Teacher Training College Libraries	n.a
National Colleges of Education Libraries	n.a
Colleges of Technology Libraries	n.a
Technical College Libraries	n.a
Total	75

Kilinochchi District	
Type of Library	No of Libraries
School Libraries	44
Formal Libraries	25
Temporary Libraries	19
Public Libraries	10
Pirivena Libraries	n.a
University Libraries	n.a
Teacher Training College Libraries	n.a
National Colleges of Education Libraries	n.a
Colleges of Technology Libraries	n.a
Technical College Libraries	n.a
Total	54

Source: School Census Report 2017 /<http://www.statistics.gov.lk/page.asp?page=Education/http://slula.org/member-universitylibraries/http://www.dtet.gov.lk/web/index.php?option>

Batticaloa District	
Type of Library	No of Libraries
School Libraries	170
Formal Libraries	104
Temporary Libraries	66
Public Libraries	72
Pirivenas Libraries	n.a
University Libraries	02
Teacher Training College Libraries	01
National Colleges of Education Libraries	01
Colleges of Technology Libraries	n.a
Technical College Libraries	01
Total	247

Ampara District	
Type of Library	No of Libraries
School Libraries	248
Formal Libraries	125
Temporary Libraries	123
Public Libraries	55
Pirivenas Libraries	17
University Libraries	02
Teacher Training College Libraries	01
National Colleges of Education Libraries	01
Colleges of Technology Libraries	01
Technical College Libraries	03
Total	328

Source: School Census Report 2017 /<http://www.statistics.gov.lk/page.asp?page=Education>/<http://slula.org/member-universitylibraries>/<http://www.dtet.gov.lk/web/index.php?option>

Trincomale District

Type of Library	No of Libraries
School Libraries	156
Formal Libraries	83
Temporary Libraries	73
Public Libraries	40
Pirivenas Libraries	06
University Libraries	01
Teacher Training College Libraries	n.a
National Colleges of Education Libraries	n.a
Colleges of Technology Libraries	n.a
Technical College Libraries	01
Total	204

Kurunegala District

Type of Library	No of Libraries
School Libraries	563
Formal Libraries	328
Temporary Libraries	235
Public Libraries	118
Pirivenas Libraries	84
University Libraries	02
Teacher Training College Libraries	n.a
National Colleges of Education Libraries	01
Colleges of Technology Libraries	01
Technical College Libraries	02
Total	771

Source: School Census Report 2017 /<http://www.statistics.gov.lk/page.asp?page=Education>/<http://slula.org/member-universitylibraries>/<http://www.dtet.gov.lk/web/index.php?option>

Puttalam District	
Type of Library	No of Libraries
School Libraries	261
Formal Libraries	163
Temporary Libraries	98
Public Libraries	56
Pirivenas Libraries	13
University Libraries	n.a
Teacher Training College Libraries	n.a
National College of Education Libraries	n.a
Colleges of Technology Libraries	n.a
Technical College Libraries	01
Total	331

Anuradhapura District	
Type of Library	No of Libraries
School Libraries	412
Formal Libraries	243
Temporary Libraries	169
Public Libraries	34
Pirivenas Libraries	42
University Libraries	05
Teacher Training College Libraries	n.a
National Colleges of Education Libraries	n.a
Colleges of Technology Libraries	01
Technical College Libraries	n.a
Total	494

Source: School Census Report 2017 /<http://www.statistics.gov.lk/page.asp?page=Education/http://slula.org/member-universitylibraries/http://www.dtet.gov.lk/web/index.php?option>

Polonnaruwa District	
Type of Library	No of Libraries
School Libraries	149
Formal Libraries	58
Temporary Libraries	91
Public Libraries	22
Pirivenas Libraries	15
University Libraries	n.a
Teacher Training College Libraries	n.a
National Colleges of Education Libraries	01
Colleges of Technology Libraries	n.a
Technical College Libraries	01
Total	188

Badulla District	
Type of Library	No of Libraries
School Libraries	343
Formal Libraries	181
Temporary Libraries	162
Public Libraries	42
Pirivenas Libraries	41
University Libraries	01
Teacher Training College Libraries	n.a
National Colleges of Education Libraries	01
Colleges of Technology Libraries	01
Technical College Libraries	01
Total	430

Source: School Census Report 2017 /<http://www.statistics.gov.lk/page.asp?page=Education/http://slula.org/member-universitylibraries/http://www.dtet.gov.lk/web/index.php?option>

Monaragala District

Type of Library	No of Libraries
School Libraries	199
Formal Libraries	146
Temporary Libraries	53
Public Libraries	27
Pirivenas Libraries	23
University Libraries	n.a
Teacher Training College Libraries	n.a
National Colleges of Education Libraries	n.a
Colleges of Technology Libraries	n.a
Technical College Libraries	02
Total	251

Ratnapura District

Type of Library	No of Libraries
School Libraries	405
Formal Libraries	241
Temporary Libraries	164
Public Libraries	52
Pirivenas Libraries	49
University Libraries	03
Teacher Training College Libraries	n.a
National Colleges of Education Libraries	01
Colleges of Technology Libraries	01
Technical College Libraries	01
Total	512

Source: School Census Report 2017 /<http://www.statistics.gov.lk/page.asp?page=Education/http://slula.org/member-universitylibraries/http://www.dtet.gov.lk/web/index.php?option>

Kegalle District

Type of Library	No of Libraries
School Libraries	340
Formal Libraries	178
Temporary Libraries	162
Public Libraries	32
Pirivenas Libraries	41
University Libraries	n.a
Teacher Training College Libraries	n.a
National Colleges of Education Libraries	n.a
Colleges of Technology Libraries	n.a
Technical College Libraries	02
Total	415

Source: School Census Report 2017 /<http://www.statistics.gov.lk/page.asp?page=Education>/<http://slula.org/member-universitylibraries>/<http://www.dtet.gov.lk/web/index.php?option>

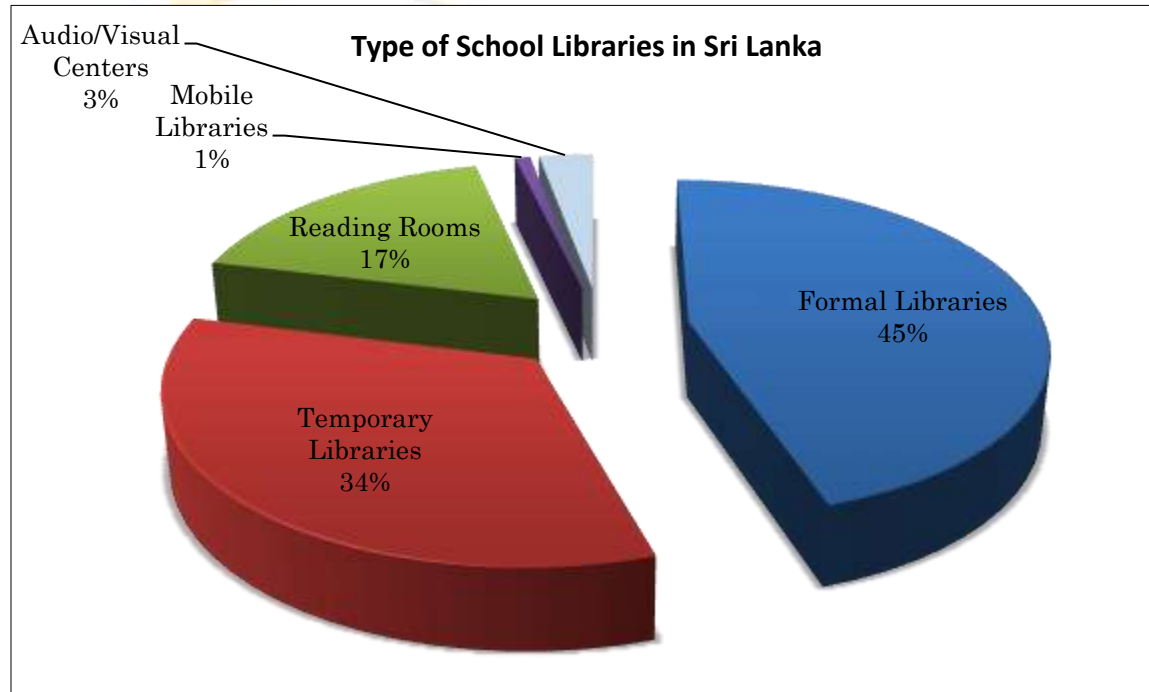
3.3 Number of School Libraries by Type, 2017

District	Formal Libraries	Temporary Libraries	Reading Rooms	Mobile Libraries	Audio/Visual Centers
Colombo	288	109	49	6	27
Gampaha	287	146	67	2	58
Kaluthara	186	117	62	1	28
Kandy	217	250	67	13	134
Matale	96	96	57	0	53
Nuwaraeliya	105	143	89	7	47
Galle	199	108	57	2	20
Matara	187	114	49	3	60
Hambantota	204	91	29	10	28
Jaffna	112	92	53	2	23
Kilinochchi	25	19	12	0	4
Mannar	25	19	19	0	6
Mulaithivu	47	15	41	3	6
Vavuniya	31	23	17	1	0
Batticaloa	104	66	67	2	1
Ampara	125	123	72	2	34
Trincomalee	83	73	76	0	14
Kurunegala	328	235	125	6	180
Puttalam	163	98	73	4	18
Polonnaruwa	58	91	37	2	3
Anuradhapura	243	169	96	4	56
Badulla	181	162	44	5	35
Monaragala	146	53	51	2	8
Ratnapura	241	164	87	3	107
Kegalle	178	162	77	2	91
Total	3552	2654	1371	64	226

Source : School Census Report ,2017

3.4 Comparison of Type of School Libraries in Sri Lanka, 2017

Figure 6: percentage of Type of School Libraries in Sri Lanka



Source: School Census Report, 2017

DEFINITIONS

Audio Visual (AV) Units: A permanent place including permanent building with audio and video equipment and software collection in addition to the books.

Audio-visual (AV) Materials: Materials in non-print form, such as audio cassettes, video cassettes, compact discs, DVDs, and filmstrips.

Book: A set of sheets of paper bound along one edge and enclosed within protective covers to form a volume, especially a written or printed literary composition presented in this way.

Cataloguing in Publication (CIP) Data: A Cataloguing in Publication record is a bibliographic record prepared by the NLDSB (as by other relevant authorities in other countries) for a book that has not yet been published. It is prepared in the process of assigning an International Standard Number (ISBN, ISSN, and ISMN).

Colleges of Technology (CTEC): Colleges of Technology which is an institution of higher education for technical and scientific fields in Sri Lanka.

Collection: A group of resources that are related to each other in some identifiable way. The relationship might be through a topic, a place, a person, an organization or a type of object.

Formal School Library: A place or space which donated by ministry of education, provincial education ministries, government or other ways including library resources, wooden furniture and library materials.

Government Publication: Publications of an official character, or of an institutional, descriptive, or historical nature, which are published by the Government Publishing Department for Parliament or one of the government departments.

Grading: The NLDSB has a grading mechanism for public, departmental (Government), and school libraries. Public and Departmental libraries are graded from Grade III (lowest) to Supra (highest) Grade. School libraries are graded from Grade III (lowest) to Grade I (highest).

International Standard Book Number (ISBN): The International Standard Book Number is a unique numeric book identifier with 13 digits (earlier 10 digits).

International Standard Music Number (ISMN): A thirteen-character alphanumeric identifier for printed music. A publication may be assigned both an ISBN and an ISMN.

International Standard Serial Number (ISSN): A unique eight-digit number used to identify a periodical publication (eg: journals, magazines and newspapers).

Legal deposit: The requirement, enforceable by law, to deposit with one or more specified agencies, copies of publications of all kind record used any medium by any process for public distribution, lease or sale.

Martin Wickramasinghe Collection: Books from the personal library of the well-known Sri Lankan author; Martin Wickramasinghe.

Mobile Library Service: A collection of books carrying by trolley or cartons deliver to classrooms.

National Colleges of Education (NCOE): A National College of Education is a pioneering Pre - Teacher Training Institute in Sri Lankan education system. These colleges produce skillful, knowledgeable professional teachers for the government schools, annually.

Periodical: A publication with a distinctive title which appears to stated or regular intervals, without prior decision as to when the last issue shall appear. It contains articles, stories or other writings, by several contributors.

Pirivenas Libraries: Pirivenas are the monastic colleges for the education of (mainly) Buddhist priests in Sri Lanka. This was the earliest type of formal education institutions in the country.

Postgraduate Theses: A thesis or dissertation is a document submitted in support of candidature for an academic degree or professional qualification presenting the author's research and findings. The required complexity or quality of research of a thesis or dissertation can vary by country, university, or program, and the required minimum study period may thus vary significantly in duration.

Project to Purchase New Books: One of the main activities of the NLDSB is to donate books to libraries in Sri Lanka. These books are usually acquired in the form of an author-assistance project. Under this project, authors can request from NLDSB to consider purchasing of the books authored or translated by them.

Public Library: A library or library system that provides unrestricted access to library resources and services free of charge to all the residents of a given community, district, or geographic region, supported wholly or in part by public funds.

Publications Assistance Project: One of the main projects to support literary activities in the country, NLDSB provides monetary assistance for publishing selected manuscripts after a review process.

Rare Book: A book sold, scarce or difficult to find that it seldom appears in the book markets. Among rare books may be included: incunabula, sixteenth to eighteenth century imprints, first edition, limited and deluxe editions, specially illustrated editions, books in fine bindings, unique copies, and books of interest for their associations (local, regional, subject etc.)

Reading Room: A permanent place with good environment for reading which including reading materials and facility for use intellectual games and sports materials for primary students.

School Library: An organized collection of books placed in a school for the use of teachers or pupils, but usually pupils. It may comprise books of reference and/or books for home reading, and be in the care of a professional librarian, teacher, or teacher librarian.

Teacher Training Colleges (TTC): A college of higher education that specializes in training students to be teachers.

Technical Colleges (TEC): A college that providing trainings to people for jobs in technology and other practical subjects.

Temporary School Library: A place arranged by school including library resources and materials but it's not buildup like formal library system.

Types of Libraries: For the purpose of this booklet, NLDSB categories libraries as University (UNI), School (SCH), Public (PUB), Pirivenas (PRV), Colleges of Education (CED),Colleges of Technology (CTEC) Technical Colleges (TEC), and Teacher Training Colleges (TTC) libraries.

University Library (UNI): A library or group of libraries established, maintained, and administrated by a university to meet the needs of its students and members of the academic staff.

